



# Test REPORT

Tested By	Head of R&D Center
	

Report Number	180604-01	Operated by	R&D Center	Retention Period	-
Number of Page	3	Date of Test	2018.06.04	Tested By	Park Jeongin
제 목	RPC(Omni Power) Collection Efficiency Test Report				
관련기술보고					

**1. Use of Report : Performance Test**

**2. Review Point**


- 2-1) Test Sample : RPC(Omni Power) Main Body
- 2-2) Test Condition
  - Suction Mode: Turbo Mode
  - Test Machine : Topas Dust Emmission tester
  - Dust Type : ISO A2 FINE

**3. Test Result**

Test Sample	Collection Efficiency (%)	비고
	Particle Sie : 0.5~5.0 μm	
RPC(Omni Power)	99.99166	

◆ **Collection Efficiency Test**

- Test Machine : DUST EMISSION TESTER
- Test Sample : RPC(Omni Power) Sample



[RPC(Omni Power Sample)]




[DUST EMISSION TESTER]

◆ **Test Method**

- 1) Fix the Dust input Jig to test sample.
- 2) Check the dust box filter and Micro HEPA filter inside test sample
- 3) Fix the DUST EMISSION TESTER to test sample.
- 4) Put a certain amount of dust to the DUST EMISSION TESTER(ISO A2 FINE).
- 5) Operate the Dust Emission Tester.

◆ Test Result

Reset		TOPAS 			
<b>Test Filtration Efficiency acc. to IEC 60312-1; A5.11</b>					
<b>Test Identification</b>					
Operator:	op	Date:	2018-01-06		
File name:	Untitled	Time:	오후 3:49:26		
Particle counter:	LAP340	Ambient pressure:	101.5kPa		
Dilution:	1: 10000 / 1:10	Ambient temp.:	25.4°C		
Test voltage:	104 VAC 50Hz	Relative humidity:	44.6%		
Comment:					
<b>Test Device</b>					
Type:	RPC DVT #3	SN:			
Manufacturer:	180601	Device data:			
State:		Acc. to type plate:			
<b>Filter equipment</b>					
Dust bag:		Manufacturer:			
Motor protection:		Manufacturer:			
Exhaust filter:		Manufacturer:			
<b>Test Results</b>					
Volumetric air flow	17.2l/s	l / s	DRC	99.99166	
Dust type	ISO A2 FINE		calculated values for particle size range d <sub>MIN</sub> - d <sub>MAX</sub>		
Dust feed	2.064g	g in 10 min	d <sub>MIN</sub>	d MIN 0.5 µm	
Dust concentration	200mg/m <sup>3</sup>	mg / m <sup>3</sup>	d <sub>MAX</sub>	d MAX 5.0 µm	
<b>Individual test data</b>					
Test phase	Start time [hh:mm:ss]	Duration [hh:mm:ss]	DRc [%]	Q [l/s]	T <sub>EXHAUST</sub> [°C]
Background	15:50:36	0:02:04		17.2	28.3
Conditioning	15:53:10	0:09:39		14.5	31.5
Measurement	16:03:20	0:09:29	99.99166	14.5	31.5
<b>statistic values measurement</b>					
Particle registration and evaluation					DRC-values
adjusted size ranges		geometric diameter	statistic evaluated particle sums for 5 individual test runs		for statistical evaluated particle sums
d <sub>CLASS_MIN</sub>	d <sub>CLASS_MAX</sub>	d <sub>GEO</sub>	intake air	exhaust air	[%]
[µm]	[µm]	[µm]	[#]	[#]	
0.3	0.4	0.3	1699351025	456308	99.97323
0.4	0.5	0.4	890153016	176827	99.98019
0.5	0.6	0.5	657325636	101819	99.98455
0.6	1.0	0.8	1044964883	119453	99.98860
1.0	1.3	1.1	359126419	29363	99.99185
1.3	2.0	1.6	405852174	24817	99.99390
2.0	2.5	2.2	138573454	6844	99.99508
2.5	3.0	2.7	73500329	2990	99.99594
			5268846936	918421	